

The Finest Professional Car Care Products Made



PRECISION CLENZ™

DECONTAMINATION
WASH SYSTEM



PATENT PENDING

PRECISION CLENZ

DECONTAMINATION
WASH SYSTEM

PATENT PENDING

At a time when it seems the industry as a whole is pre-occupied with reaching for the stars when it comes to the advent of new technologies with more advanced coatings to increase levels of gloss, protection, and durability for all automobile surfaces, the R & D team at Gliptone felt it was important to pause and revisit the very basic part of the reconditioning process.

The part of the process that every 'old school' and 'new school' professional, experienced detailer, Worldwide can agree on... is that the foundation of every successfully detailed and reconditioned automobile starts in the 'wash bay' with a proper wash process.

Gliptone has engineered and introduced a system that takes a very serious and scientific approach to deep cleansing the vehicle by removing every type of pollutant, grime and contamination in a manner that is fast, efficient and cost effective. A manner that is safe for all automobile surfaces, safe for the technician and safe for our environment!

Regardless of your level of experience all shops that adopt **Gliptone's Precision Clenz™ process** will experience cars in the cleanest condition possible, providing the perfect surface to receive whatever your desired next step, whether its paint correction, polishing, waxing or coating.

TABLE OF CONTENTS

STEP 1

PRECISION CLENZ™ TIRE & RIM	4
-----------------------------------	---

STEP 2

PRECISION CLENZ™ HIGH pH Prep Wash	6
--	---

STEP 3

IRON EATER® (Rims & Paint)	8
----------------------------------	---

STEP 4

PRECISION CLENZ™ LOW pH Prep Wash	10
---	----

STEP 5

BODY BAR® CLAY PROCESS	12
------------------------------	----

COMPONENT KIT LISTING	14
-----------------------------	----

À LA CARTE ITEMS	15
------------------------	----

STEP 1

PRECISION CLENZ™ TIRE & RIM

(Dilution 15:1 to 20:1)

- A** Apply diluted **Precision Clenz™ Tire & Rim** to: tires, rims, fender wells, lower panels & bumpers.
- B** No extended dwell time or scrubbing required; However if surfaces are heavily soiled, use a **#43 PL brush** to lightly scrub wheels/rims and a black **Softouch® wash pad (GT17000)** to lightly scrub bumpers and lower panels. Use dedicated **black bucket (GT17050)** to rinse pads periodically.
- C** High pressure rinse entire vehicle with extra attention to tires, rims, fender wells & bumpers.



KEY OBJECTIVES

- 1

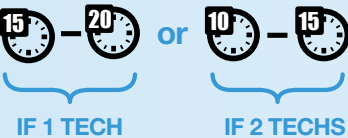
Removes the heaviest soils and grime from tires, rims/ wheels and lower panels. Any remaining traces of brake dust will be removed in Step 3.
- 2

Save time by using this opportunity to give the car it's initial high pressure water rinse.

Part Number	Description	Size
GT17001	PRECISION CLENZ™ TIRE & RIM	1 Gallon
GT17005	PRECISION CLENZ™ TIRE & RIM	5 Gallon Cube
GT17055	PRECISION CLENZ™ TIRE & RIM	55 Gallon Drum
GT17000	SOFTOUCH® MF BLACK WASH PAD	10" X 10"
GT17050	PRECISION CLENZ™ BLACK BUCKET	5 Gallon w/o lid
GT9501	GRIT GUARD® BLUE	
43PL	LONG HANDLE BRUSH FOR TIRES/RIMS (OPTIONAL)	
GT9506	BLACK BUCKET DOLLY (OPTIONAL)	
GT17058	BLACK GAMMA SEAL LID FOR BUCKET (OPTIONAL)	

ESTIMATED TIME

10-15 minutes.



TARGETED CONTAMINANTS

Dirt, oil grime, road tar and brake dust.

Scan for
Step 1 Video



Scan for
SDS Sheet



STEP 2

PRECISION CLENZ™ HIGH pH Prep Wash

(Dilution 60:1 to 120:1) = 1 oz. (25ml) to 2 oz. (50ml) per car

- A** Predilute 4 oz. (100 ml) **Precision Clenz™ High pH (GT43701)** to 32 oz. (946ml) water. This equates to approximately 10:1 predilution. Fill **Gliptone's 'Blizzard Maker' / Foam Cannon (GT44400)** cannister or alternative pump sprayer with diluted mixture.
- B** Foam or spray onto car side-to-side, from bottom to top. Be sure car is completely covered. Allow formula to dwell 2-3 minutes on surface.
- C** Using two clean designated blue **Softouch® wash pads (GT43700)** gently massage dense foam into vehicle surfaces (paint, glass, plastic & metal trim). Rinse pads periodically between sections in dedicated **blue bucket (GT43750)**.
- D** Rinse thoroughly from top down. Note: It is not necessary to dry the car prior to moving onto the next step.



KEY OBJECTIVES

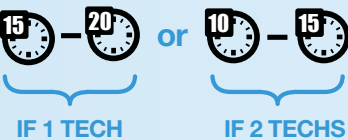
Car has been made visually clean with no remaining deposits of dirt and grime.

NOTE: Pollutants such as: ferrous metal-based particles, alkaline water and hard water mineral stains/spotting and paint over-spray, etc. will remain bonded to the surface. These contaminants will be completely removed later on in the process.

Part Number	Description	Size
GT43701	PRECISION CLENZ™ High pH	Gallon
GT43705	PRECISION CLENZ™ High pH	5 Gallon Cube
GT43755	PRECISION CLENZ™ High pH	55 Gallon Drum
GT43700	SOFTOUCH® MF BLUE WASH PAD	10" X 10"
GT43750	PRECISION CLENZ™ BLUE BUCKET	5 Gallon w/o lid
GT44400	BLIZZARD MAKER™/FOAM CANNON	
GT9507	BLUE BUCKET DOLLY (OPTIONAL)	
GT43758	BLUE GAMMA SEAL LID (OPTIONAL)	

ESTIMATED TIME

10-15 minutes.



TARGETED CONTAMINANTS

Grease, road film and hydrocarbon pollutants from industrial and car/truck exhaust; also gummy / grimy residue such as fresh or hardened tree sap, bird droppings and bug residue.

Scan for
Step 2 Video



Scan for
SDS Sheet



STEP 3

IRON EATER® (Rims & Paint)

A Spray a heavy layer of undiluted **IRON EATER® (GT16901)** on four rims and all painted surface areas of the vehicle, using a slow and focused application. Start with the passenger front rim & quarter panel moving clockwise around the vehicle. Be sure application completely covers all painted surfaces and rims including the inside (back) surface of the rims. Allow to dwell 2-3 minutes after completing the application.

B Use the designated **purple bucket (GT16950) & Wheel Wool (GT92005)** brushes, gently scrub all four rims starting with the same passenger front rim. Use the Wheel Wool Lug & Caliper brushes to reach into and behind all rim surfaces. Using the designated **Softouch® purple wash pads (GT16900)**, gently scrub the entire vehicle including all painted, glass and plastic trim surfaces.

NOTE: Do not allow **IRON EATER (GT16901)** to remain dry on any surfaces (especially glass and plastic) for more than 10 minutes. Depending on weather conditions **IRON EATER** remains wet on most surfaces for 10-15 minutes leaving enough time for a 2-technician team to complete the process. If working as a single technician, apply and remove only half the vehicle at a time.



SMELL WARNING! Iron Eater® is ph neutral and extremely safe to use. This strong odor comes from a key active ingredient that makes the product turn color and dissolves the iron particles.



KEY OBJECTIVES

Removes ferrous metal-based particles that could otherwise scratch the vehicle surface if approached with clay bars or clay mitts prior to this phase.



Part Number	Description	Size
GT16932	IRON EATER®	32 oz. w/sprayer
GT16901	IRON EATER®	1 Gallon
GT16905	IRON EATER®	5 Gallon Cube
GT16900	SOFTOUCH® MF PURPLE WASH PAD	10" X 10"
GT16950	PRECISION CLENZ™ PURPLE BUCKET	5 Gallon w/o lid
GT9501	GRIT GUARD® BLUE	GRIT GUARD® BLUE
GT92005	WHEEL WOOLS 5 PC. KIT	
GT9506	BLACK BUCKET DOLLY (OPTIONAL)	
GT16958	PURPLE GAMMA SEAL LID (OPTIONAL)	

ESTIMATED TIME

15-30 minutes.



or



IF 1 TECH

IF 2 TECHS

TARGETED CONTAMINANTS

Ferrous metal based particles and pollutants bonded to the rims, paint, plastic and glass surfaces.

Scan for
Step 3 Video



Scan for
SDS Sheet




STEP 4

PRECISION CLENZ™ LOW pH Prep Wash

(Dilution 60:1 to 120:1) = 1 oz. (25ml) to 2 oz. (50ml) per car

- A** Predilute 4 oz. (100 ml) **Precision Clenz™ Low pH (GT42201)** to 32 oz. (946ml) water. This equates to approximately 10:1 predilution. Fill **Gliptone's 'Blizzard Maker' / Foam Cannon (GT44400)** cannister or alternative pump sprayer with dilute mixture.
- B** Foam or spray onto car side-to-side, from bottom to top. Be sure car is completely covered, including rims and wheels. Allow formula to dwell 2-3 minutes on surface.
- C** Using two clean designated yellow **Softouch® wash pads (GT42200)** gently massage dense foam into vehicle surfaces (paint, glass, plastic & metal trim). Use dedicated yellow bucket (**GT42250**) to rinse pads periodically.
- D** Rinse thoroughly from top down. NOTE: It is not necessary to dry the car prior to moving onto the next step.

NOTE: If water spots are severe and difficult to remove, use **Precision Clenz™ Low pH Prep Wash (GT42201)** diluted 1:1. On a cool surface, generously apply the product to a wet **Glipscrub™ Sponge (GT91012)** and gently rub the affected area allowing 30-60 seconds dwell time, rinse thoroughly. Repeat if necessary. In extreme cases, use **Spot Check™ (GT74501)** as directed above. Do not apply to hot, dry surfaces, in direct sun or large areas and let stand.



KEY OBJECTIVES

- 1 Removes all of the remaining mineral deposit residue from glass and painted surfaces .
- 2 Removes the alkaline chemical film residue deposited over time from wash chemicals and untreated rinse waters.
- 3 Glass, metal and trim surfaces are noticeably clearer and brighter.

Part Number	Description	Size
GT42201	PRECISION CLENZ™ Low pH	Gallon
GT42205	PRECISION CLENZ™ Low pH	5 Gallon Cube
GT42255	PRECISION CLENZ™ Low pH	55 Gallon Drum
GT42200	SOFTOUCH® MF YELLOW WASH PAD	10" X 10"
GT42250	PRECISION CLENZ™ PURPLE BUCKET	5 Gallon w/o lid
GT9501	GRIT GUARD® BLUE	
GT44400	BLIZZARD MAKER™/FOAM CANNON	32 oz.
GT74501	SPOT CHECK™ WATER SPOT REMOVER (OPTIONAL)	Gallon
GT91012	GLIPSCRUB™ MULTI-PURPOSE CLEANING SPONGES (OPTIONAL)	12 pcs./sleeve
GT9506	BLACK BUCKET DOLLY (OPTIONAL)	
GT42258	YELLOW GAMMA SEAL LID (OPTIONAL)	

ESTIMATED TIME

10-15 minutes.



or



IF 1 TECH

IF 2 TECHS

TARGETED CONTAMINANTS

Hard water mineral deposits, scale, rust and detergent film build up.

Scan for
Step 4 Video



Scan for
SDS Sheet



STEP 5


BODY BAR® CLAY PROCESS

- A** By misting **Body Lube®** (GT72201) on to an already wet vehicle you are conserving product, creating a more slippery surface for the **Gliptone® Body Clay Bar®** (GT71220), **Body Prep Mitt** (GT71286) or **Body Prep Disc** (GT71270) to glide on.

NOTE: **Body Lube®** contains no silicone or film forming materials so it remains the only 'Body Clay Bar Lubricant' option when your next step is paint correction and/or paint coating.

Alternatively, If the wash is being performed on a 'non-coated' car and the job is an enhanced 'Customer service wash', or 'Express, exterior detailing service', or a dealership's, 'New car make-ready', then **Body Lube®** can be substituted with one of the following **Gliptone, 'Spray Detailer'/'Body Clay Bar Lubricant':** (GT2001) **Body Gloss**, (GT2422) **Ceramic Body Gloss**, (GT2801) **Glipguard™** or (GT2601) **Glipgloss™**; any of which will leave a protective coating with an enhanced paint finish for gloss or matte paint finishes.

- B** Move around the vehicle slowly and methodically focusing on all glass and painted surfaces, only moving on once all surfaces are smooth and free of contamination.



KEY OBJECTIVES

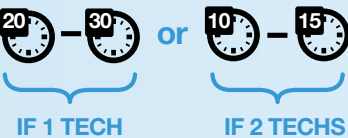
Remove any remaining 'above-the-surface' particles such as paint overspray and various other non-ferrous metal based particulates.

NOTE: All 'ferrous metal' based pollutants and contaminants will already have been removed during the IRON EATER™ and PRECISION CLENZ™ LOW pH phases.

Part Number	Description	Size
GT72201	BODY LUBE SILICONE FREE CLAY LUBE	Gallon
GT72205	BODY LUBE SILICONE FREE CLAY LUBE	5 Gallon Cube
GT71220	BODY BAR® CLAY BAR	2 pc./bag
GT71286	BODY PREP MITT FINE (OPTIONAL)	6" x 8.7"
GT71270	BODY PREP DISC MEDIUM (OPTIONAL)	6" disc

ESTIMATED TIME

10-30 minutes.



TARGETED CONTAMINANTS

Bonded remaining particles such as paint overspray and hardened bits of non-metallic based particles.

Scan for
Step 5 Video



Scan for
SDS Sheet



PRECISION CLENZ™ DECONTAMINATION WASH SYSTEM

28 PC. KIT - PART #GT77728



Qty	Item Number	Description
1	GT17001	PRECISION CLENZ® TIRE & RIM, Non-Acid, 30:1 Concentrate Cleaner, Gal.
1	GT42201	PRECISION CLENZ® LOW PH-PREP WASH, Lemon Scent, High Foam, Gal.
1	GT43701	PRECISION CLENZ® HIGH PH-PREP WASH, Cherry Scent, High Foam, Gal.
1	GT16932	GT IRON EATER®, 32 Oz. Spray
1	GT16901	GT IRON EATER®, 1 Gal. Refill
1	GT72201	BODY LUBE - SILICONE FREE Clay Lubricant and Detailer, 1 Gal.
1	GT71220	BODY BAR®, 2-PACK (220 grams)

BUCKETS WITH LABELS (NO LIDS)

1	GT17050	BUCKET, 5-GALLON BLACK, Empty labeled, 'Precision Clenz Tire/Rim'
1	GT43750	BUCKET, 5-GALLON BLUE, Empty, Labeled, 'Precision Clenz HIGH pH'
1	GT42250	BUCKET, 5-GALLON YELLOW, Empty, Label, 'Precision Clenz LOW pH'
1	GT77750	BUCKET, 5-GALLON GREEN, Empty, Labeled, 'NEUTRAL RINSE'
1	GT16950	BUCKET, 5-GALLON PURPLE, Empty, Labeled, 'GT IRON EATER'
5	GT9501	BLUE GRIT GUARD

SOFTOUCH® MICROFIBER WASH PAD, 10"X10"

2	GT42200	SOFTOUCH® YELLOW MICROFIBER WASH PAD, 10"X10"
2	GT43700	SOFTOUCH® BLUE MICROFIBER WASH PAD, 10"X10"
2	GT17000	SOFTOUCH® BLACK MICROFIBER WASH PAD, 10"X10"
2	GT77700	SOFTOUCH® GREEN MICROFIBER WASH PAD, 10"X10"
2	GT16900	SOFTOUCH® PURPLE MICROFIBER WASH PAD, 10"X10"
1	GT77056	Procedural flow chart on weather resistant vinyl w/grommets, 30" x 41"

GLIPTONE® À LA CARTE ITEMS

(NOT INCLUDED IN KIT)

WHEEL WOOLS

5 pcs. Wheel Brush Assortment GT92005

Gliptone Wheel Wool Brush Assortment is excellent for removing road grime and brake dust. Safe for all style wheels they are 100% metal free. The absorbent synthetic wool microfiber is dense enough to avoid wheel cleaning splatter. This kit contains the ideal assortment of brushes to handle all your wheel cleaning requirements.



BLIZZARD MAKER™ FOAM CANNON

GT44400

Soak your ride in a thick layer of foam to ensure that all the grime, bugs, dirt, salt, dust, and other contaminants from the road are loose before you try to wipe them off.



Also available:

GT44404

Universal Adapter Kit



MULTIPURPOSE GLIPSCRUB®

CLEANING SPONGES GT91012

12 Sponges/Bag. Made from an innovative cleaning material (melamine), the Gliptone Glipscrub® multipurpose cleaning sponge penetrates the surface, removing dirt, oxidation and debris from a wide variety of surfaces including vinyl, plastic, rubber, leather, glass, cloth/fabric and much more. Fixes faded and wax stained molding and trim. Great on door panels, dashboards, interior and exterior trim.



SOFTOUCH® 'ULTRA-PLUSH' SUPER SIZE

EDGLESS MICROFIBER TOWEL GT82426

24" X 26", 440 gsm, gray dusting, drying towel.

- Extra soft and absorbent.

- Seamless scratch resistant design.



SOFTOUCH® MICROFIBER DUAL-SIDED

DRYING & POLISHING MICROFIBER TOWEL


18" X 25" GT71825-12A (GREY) • GT71825-12B (BLUE) Gliptone's "ULTRA PREMIUM" SOFTOUCH® Towels are produced at a higher "gram weight". Provides a softer, more absorbent, more durable and longer lasting cloth.



BODY PREP MITT

Blue - Fine GT71286 • Yellow - Medium GT71276

Works like the Gliptone Body Bar (Clay-type-product) to quickly and easily remove "above-the-surface-contaminants" such as: Scuffs, Rail Dust, Bug Residue, Water Spots, Paint Overspray, Hardened Tar and Sap. Glides on and off easily for slick finish. Measures 6" x 8.7" Lasts up to 4 times longer than clay bars. Use with Gliptone® Body Lube as lubricant.



BODY PREP DISC

Blue - Fine GT71280 • Yellow - Medium GT71270

Works like the Gliptone® Body Bar® (clay-type product) to quickly and easily remove "above-the-surface-contaminants" such as: Rail Dust, Hardened Tar and Sap, Water Spots, Scuffs, Bug Residue, Paint Overspray. Can be used up to 50 times. Use on with Gliptone® Body Lube as lubricant.



BUCKET DOLLY

Red - GT9508 • Blue - GT9507 • Black - GT9506

Features 5 heavy-duty urethane casters that last longer and roll smoothly over cracks. Two of the casters lock, holding your bucket in place even on steep inclines. Rugged Bucket Dolly supports up to 250 pounds and is securely held in place with three thumb screws.



GAMMA SEAL LID

Blue - GT43758 • Black - GT17058

Yellow GT42258 • Green - GT77758

Purple - GT16958

Lid provides a water tight seal by using a snug fitting outer ring that snaps onto the top lip of the bucket. A unique screw on lid threads into the outer ring for a secure water tight seal.



The Gliptone Family of Products
Serving the Marine, Car Wash Tunnel,
Sanitary Solutions & Automotive Industries



"Try It Once... Use It Forever"™

Gliptone Inc.

1740 Julia Goldbach Avenue,
Ronkonkoma, New York 11779

631.285.7250

Gliptone.com